

3rd Grade Summer Reading and Language Arts Packet



Name: _____

Dear Parents and Guardians,

The summer months provide the perfect opportunity to extend your child's reading experiences. It is also a chance to make sure that they do not lose any reading skills they learned during the previous school year. To help their phonics skills, smoothness, and accuracy, your child will need to read two books from the list below, and complete one project on each of the two books. Your child will only need to turn in two graphic organizers (1 book=1 page). The projects should be the student's work, but it is permissible for the parent to help the child gather their thoughts and assemble the completed projects. Please have the projects turned in by the first Friday of the new school year.

Charlotte's Web, E.B. White

Mr. Popper's Penguins, Richard Atwater

Sarah, Plain and Tall (#1), Patricia MacLachlan

Because of Winn Dixie, Kate DiCamillo

Homer Price, Robert McCloskey

The One and Only Ivan, K.A. Applegate

Black Beauty, Anna Sewell

The Tale of Despereaux, Kate DiCamillo

Little House on the Prairie (#1), Laura Ingalls Wilder


Pippi Longstocking, Astrid Lindgren

Misty of Chincoteague, Marguerite Henry

Stone Fox, John Reynolds Gardiner

Stuart Little, E.B. White

The Cricket in Times Square, George Selden



Working together,

Mrs. Cobeña

Basic Story Map

Instructions: Fill in the boxes to show how your story developed.

Name: _____

Title:

Author:

Beginning:

Characters:

Setting:

Middle:

End:

Character Web

Name: _____

Instructions: Choose a character from your reading. Write the character's name in the oval. Now fill the connecting boxes with things that you have learned about that character. Be sure to give proof from your reading to support each idea.

Title:

Character Name

Author:

Photo Scrapbook

Topic:

Name:

Instructions: Draw pictures to show what you have learned from your reading. Add a caption to go with each picture.



Thumbs Up, Thumbs Down

Name: _____

Instructions: Write about two things from your reading that you liked and two things that you disliked. Add pictures to support your ideas.



Title: _____

Author: _____



Four horizontal lines for writing, enclosed in a dashed border.

Four horizontal lines for writing, enclosed in a dashed border.



Four horizontal lines for writing, enclosed in a dashed border.

Four horizontal lines for writing, enclosed in a dashed border.

Character Grid

Instructions: Fill in the boxes to show what you have learned about characters from your reading.

Name: _____

Character:

Title:

Author:

What the character says and thinks.

How the character looks.

What the character does.

What others in the story say and think about the character.

Character:

What the character says and thinks.

How the character looks.

What the character does.

What others in the story say and think about the character.