


**Fifth Grade
Summer Reading
Packet**



Mrs. McCann - Summer 2018

1. Choose 2 books from this list and read them.

- ~ *Sign of the Beaver* by George Speare
- ~ *Redwall #1* by Brian Jacques
- ~ *Little Men* by Louisa May Alcott
- ~ *Swiss Family Robinson* by Johann David Wyss
- ~ *The Voyage of the Dawn Treader* by C. S. Lewis
- ~ *Caddie Woodlawn* by Carol Ryrie Brink
- ~ *The Toothpaste Millionaire* by Jean Merrill
- ~ *Across Five Aprils* by Irene Hunt*
- ~ *The Callender Papers* by Cynthia Voigt
- ~ *Where the Red Fern Grows* by Wilson Rawls*
- ~ *Pollyanna #1* by Eleanor H. Porter
- ~ One Parent Choice!

READING
is the key to
SUCCESS

*All of these books are very good reads. You know your child; please choose the ones that you think they will enjoy the most. I have noted that two of the books, though classic and well written, do have some substance to their plots and characters. This is a great opportunity to foster discussion toward a Biblical world/life view and to promote an increasing maturity in reading level and enjoyment.

2. Complete these FOUR REQUIRED FORMS for ONE of the two required books you read.

- ~ Story Elements
- ~ Character Grid
- ~ Cause and Effect
- ~ My Super Six

3. Choose ONE MORE FORM to complete for your required book.

- ~ Plot Graph
- ~ Character Connections
- ~ Thumbs Up, Thumbs Down
- ~ Just the Facts
- ~ Character ID
- ~ Story Map

4. Therefore, FIVE forms for ONE of the required two books need to be completed and turned in by the first Friday of the school year. Please put thought and time into each form; use good grammar, proper punctuation, and nice penmanship.

5. There will be a “Principal’s Surprise” for completing the packet!

6. I have a favorite book. Do you?



Story Elements

Title _____ Author _____

1. This story is about _____

(name the characters)

2. This story takes place _____

(where and when)

3. The action begins when _____

_____.

4. Then, _____

_____.

5. Next, _____

_____.

6. After that, _____

_____.

7. The story ends when, _____

_____.

8. The theme is _____

_____.

Character Grid

Instructions: Fill in the boxes to show what you have learned about characters from your reading.

Name: _____

Character: _____

Title: _____

Author: _____

What the character says and thinks.

How the character looks

What the character does

What others in the story say and think about the character.

Character: _____

What the character says and thinks.

How the character looks

What the character does

What others in the story say and think about the character.

Cause and Effect

Name: _____

Title: _____
Author: _____

Instructions: Write about something that happened in the story in one of the arrows. This is a "cause". Next tell what happens as a result of this. This is an "effect".

CAUSE

EFFECT

CAUSE


EFFECT

CAUSE


EFFECT

Instructions: Choose 6 interesting things that you have discovered from your reading. Record one in each of the 6 boxes below. Describe your learning with detail and a diagram or illustration in the space provided.


Name: _____



Handwriting practice box with 10 horizontal lines.



Handwriting practice box with 10 horizontal lines.




Handwriting practice box with 10 horizontal lines.


My Super Six!

Title: _____


Author: _____



Handwriting practice box with 10 horizontal lines.



Handwriting practice box with 10 horizontal lines.



Handwriting practice box with 10 horizontal lines.

Plot Graph

Instructions: Complete the plot graph to show how your story developed.

Name: _____

Title:

Author:

Climax

Falling Action

Rising Action

Closing Events

Opening Events

Problem

My Favorite Scene:

Character Connections

Instructions: Choose a character from your reading. How are you and this character alike? How are you different? Complete the Venn diagram below to show your connections with the character.

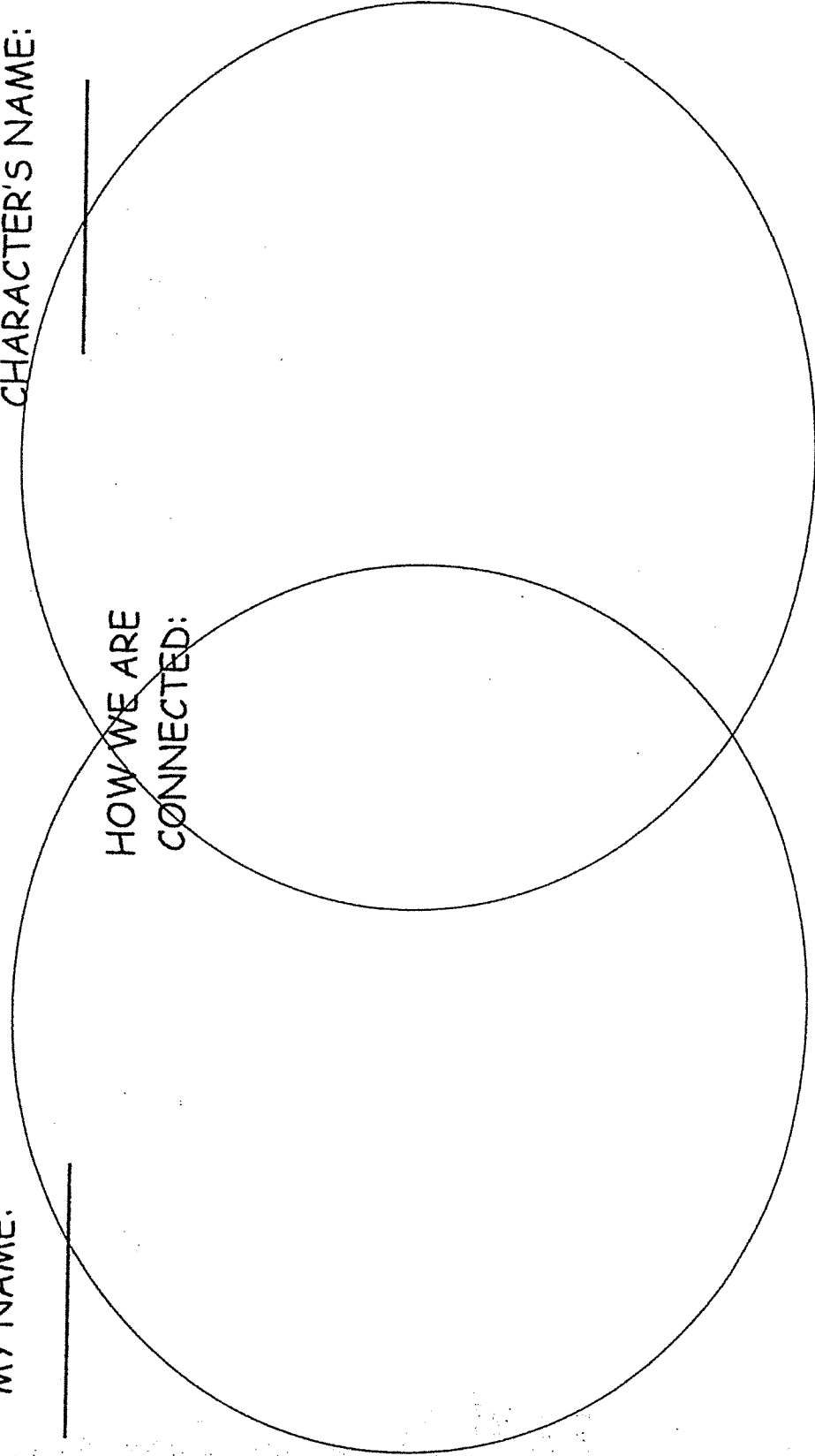
Title: _____

Author: _____

MY NAME: _____

CHARACTER'S NAME: _____

HOW WE ARE
CONNECTED:





Thumbs Up, Thumbs Down

Name: _____

Instructions: Write about two things from your reading that you liked and two things that you disliked. Add pictures to support your ideas.



Title: _____

Author: _____



Four horizontal lines for writing, enclosed in a dashed rectangular border.

Four horizontal lines for writing, enclosed in a dashed rectangular border.



Four horizontal lines for writing, enclosed in a dashed rectangular border.

Four horizontal lines for writing, enclosed in a dashed rectangular border.

Just the Facts

Name: _____

Instructions: Think of all the interesting things you have learned about from your reading. Fill in the boxes with your ideas. Save what you think is the most important fact that you have learned and write it in the box at the bottom.

Title: _____

Author: _____

Cool Fact!

Interesting!


Something new!

Look!

Wow!

Neat!

Most Important Fact



Character ID

Photo

PERSONALITY INFO

Character Trait

Character Trait

Text Evidence:

Text Evidence:

MOST MEMORABLE MOMENT

CHANGES/GROWTH THIS CHARACTER EXPERIENCED

At the Beginning

In the Middle

By the End

PERSONAL INFO

Character Name: _____

Address: _____

Date of Birth: _____ Age: _____

Appears in the Book _____

By the Author: _____

Basic Story Map

Instructions: Fill in the boxes to show how your story developed.

Name: _____

Title:

Author:

Characters:

Setting:

Beginning:

Middle:

End: